


HIMIS (Higher Education Management Information System) Report

Nuwakot Adarsha Multiple Campus

Bidur-4, Battar

Nuwakot, Nepal



20th Baishak, 2083



Prepared By:

Sukuman Dangol

Program Coordinator


Introduction

Established in 1986 (2042 Bikram Era) and currently on the way to obtaining academic excellence as well as modernization in its system, Nuwakot Adarsha Multiple Campus is about 70 kilometers from Kathmandu and instituted in a unique location at Bidur-4, Battar Nuwakot which is the middle of the Nuwakot district. It is in the middle of Bidur municipality along the Pasang Lhamu High way 70 kilo-meter of north-west of the Kathmandu valley. It is business and communication center equipped with sufficient educational base and environment. It is one of junction of the Kerung Naka and proposes Thori Naka.

Nuwakot Adarsha Multiple Campus Bidur-4, Battar a community based campus, it is located on the head quarter of Nuwakot Bidur. This campus is one of the historical campuses; it provided the education on the education, management and humanities faculties with affiliated to Tribhuwan University up to master level. More than 1500 students completed bachelor and master degree from this campus. They are directly involved in different institution in the local level, national level and international level.

Self study is the process of diagnosing strength and weaknesses of an organization. This report is the mirror of NAMC that reflects overall academic and physical performance of the institution since the establishment. This report also paved the way for the institution to formulate new academic plans, policies procedures and guidelines to meet the emerging educational needs of the new generation. The responsibilities of the preparing this SSR was assigned to the research and Development committee of this institution. The committee conducts different meeting, discussions, interactions and workshops among the stakeholder to make it more realistic and representative.

UGC has already selected this campus for second higher education project, which is successfully completed by NAMC. UGC, Nepal has already selected the Higher Secondary Reform Project which is supporting to reform operating system of this campus. Both two projects has become a milestone to develop physical infrastructure and the quality of academic performance of the campus. It is one of the community campuses of this area which aims to import the quality education. NAMC is trying to develop the campus as the center of excellence in improving the quality of education in term of pass percentage and graduate employment.



Nuwakot Adarsha Multiple Campus is a community-based higher education institution located in Nuwakot District, Nepal. Established with the objective of expanding access to quality higher education in rural and semi-urban areas, the campus has been playing a significant role in the academic and socio-economic development of the region.

Affiliated with Tribhuvan University, the campus offers a range of undergraduate and graduate programs in faculties such as Education, Management, and Humanities. It is committed to producing competent, skilled, and socially responsible graduates through student-centered teaching-learning approaches.

The campus emphasizes inclusive education by providing opportunities to students from diverse socio-economic, ethnic, and geographical backgrounds. It also focuses on integrating modern teaching methodologies, information and communication technology (ICT), and research-based practices into its academic system.

Nuwakot Adarsha Multiple Campus actively participates in capacity development, community engagement, and educational innovation. Through its academic programs and extension activities, the campus contributes to local development, promotes lifelong learning, and supports national educational goals.


1.1 Student Enrollment/Registration Detail Report By F.Y/Batch: Name (Full), Roll No, District, Local Level, ethnicity, Gender, Age, Batch Year, Faculty, Level, and Program etc.



1.1 Student General Report

Nuwakot Adarsha Multiple Campus						
Bidur - 4 Battar, Nuwakot						
Student General Report						
S.N.	Level	Program	Academic Year	Class	Section	Total Student
1	Bachelor	B.ED	2082			90
2	Bachelor	BA	2082			15
3	Bachelor	BBS	2082			166
4	Master	MBS	2082			73
5	Master	MEd	2082			73
Total						417
Total Student						417

The student enrollment data of Nuwakot Adarsha Multiple Campus for the academic year 2082 shows a clear variation across levels and programs. Out of the total 417 students, the majority are enrolled in Bachelor-level programs (271 students, about 65%), while Master-level programs account for 146 students (about 35%). Among the Bachelor programs, BBS has the highest enrollment with 166 students, significantly surpassing B.Ed with 90 students and BA with only 15 students, indicating a strong preference for management education over education and humanities streams. In contrast, at the Master level, both MBS and M.Ed programs have equal enrollment of 73 students each, reflecting a balanced interest in postgraduate studies. Comparatively, the dominance of BBS at the undergraduate level and the relatively low enrollment in BA highlight a shifting trend toward career-oriented programs. However, the equal distribution at the Master level suggests stable academic progression in both management and education fields. It should also be noted that there is a discrepancy in the total figure, as 271 appears to represent only Bachelor-level enrollment rather than the overall total, which requires clarification for accurate reporting.



[Signature]

[Signature]
 सहायक प्रिन्सिपल
 Nuwakot Adarsha Multiple Campus

From an ethnic perspective, the data clearly shows that the majority of students fall under the "Others" category, with significantly higher male and female representation across all years and programs. In contrast, the participation of marginalized groups—Dalit and Madhesi—is extremely low or nearly absent in most programs and years, highlighting a major issue of inclusion. The EDJ (Educational disadvantaged/janajati) group shows some presence but remains far below the "Others" category, indicating unequal access and participation. Gender-wise, male students generally outnumber female students in most programs, especially in BBS and MBS, although female participation is relatively better in education programs like B.Ed and M.Ed.

A year-wise comparison reveals that first-year enrollment is consistently the highest across all programs, with a gradual decline in the second, third, and fourth years. This pattern may indicate dropout, migration, or lower retention rates as students progress. Additionally, some inconsistencies and missing values (marked by symbols like ### and ##) suggest issues in data recording and reporting, which need to be addressed for accurate analysis.

Overall, the comparison highlights three major trends: the dominance of management education, the underrepresentation of marginalized ethnic groups, and a decline in student numbers across academic years. These findings suggest the need for targeted inclusion policies, improved retention strategies, and stronger data management systems to ensure equitable and effective educational planning at the campus.




Campus Chief

participation from Dalit and Madhesi groups is almost negligible. This trend is consistent in all faculties but is more noticeable in Management programs due to their large size.

Year-wise comparison within each faculty shows that first-year enrollment is the highest, particularly in Management and Education streams, followed by a gradual decline in subsequent years, indicating possible retention challenges. Gender distribution also varies by faculty: Education programs tend to have relatively higher female participation, whereas Management programs show a higher proportion of male students.

Overall, the comparison highlights that the Management faculty is the most dominant and attractive stream, the Education faculty maintains steady participation, and the Humanities/Social Sciences faculty requires strategic intervention to improve enrollment. Additionally, there is a strong need across all faculties to enhance inclusion of marginalized ethnic groups and to address retention issues for sustained academic growth.

4. Total no of students by level and Gender



Nuwakot Adarsha Multiple Campus

Bidur - 4 Battar, Nuwakot

Student Gender Ethnicity Summary By Level Report

Print Export To Excel

S.N.	Level	Gender			GPI	Total	Ethnicity				Total	
		Male	Female	Others			Dalits	Madhesi	Bhrajmin/Chhetri	Others		
	Bachelor	322	407	296	1.26	1025	292	18	27	291	397	1025
	Master	77	149	80	1.94	306	73	1	6	136	90	306
	Grand Total	399	556	376	3.20	1331	365	19	33	427	487	1331

[Handwritten signature]




[Handwritten signature]
Campus Chief

The level-wise analysis of student data from Nuwakot Adarsha Multiple Campus shows clear differences in enrollment, gender participation, and ethnic representation between Bachelor and Master levels. The Bachelor level has a total of 1025 students, which constitutes about 77% of the total student population, indicating that most students are concentrated at this level. In terms of gender, female students (407) form the largest group, followed by males (322) and others (296), reflecting a relatively balanced but female-dominated participation. Ethnically, the Bachelor level is quite diverse, with the "Others" category (397) being the largest, followed closely by Janajati (292) and Brahmin/Chhetri (291), while Dalit (27) and Madhesi (18) representation remains comparatively low.

In contrast, the Master level has only 306 students, accounting for about 23% of the total population, which suggests a significant drop in enrollment from Bachelor to higher education. Female students (149) again dominate at this level, representing nearly half of the total, while males (77) and others (80) make up smaller proportions. However, ethnic distribution at the Master level is less diverse, with Brahmin/Chhetri students (136) forming a clear majority, followed by Others (90) and Janajati (73), whereas Dalit (6) and Madhesi (1) representation is extremely minimal.

Overall, the analysis indicates that while female participation is strong and even increases proportionally at the Master level, ethnic diversity decreases as students progress to higher education. The sharp decline in total enrollment from Bachelor to Master level may reflect issues such as limited access, financial constraints, or migration for employment and further studies. Additionally, the very low representation of Dalit and Madhesi students at the postgraduate level highlights the need for more inclusive and equitable educational policies to ensure broader access and participation in higher education.



Signature
Campus Chief

5. Total no of students by Program and Gender

Print Export to Excel

Nuwakot Adarsha Multiple Campus
 Bidur - 4 Battar, Nuwakot
 Student Gender Ethnicity Summary By Level Report




S.N.	Level	Gender				GPI	Total	Ethnicity				Total
		Male	Female	Others				Madhesi	Dalits	Bhrajmin/Chhetri	Others	
1	Bachelor	322	407	296	1.26	1025	292	18	27	291	397	1025
	Grand Total	322	407	296	1.26	1025	292	18	27	291	397	1025

Print Export to Excel

Nuwakot Adarsha Multiple Campus
 Bidur - 4 Battar, Nuwakot
 Student Gender Ethnicity Summary By Level Report



S.N.	Level	Gender				GPI	Total	Ethnicity				Total
		Male	Female	Others				Madhesi	Dalits	Bhrajmin/Chhetri	Others	
1	Bachelor	322	407	296	1.26	1025	292	18	27	291	397	1025
	Master	77	149	80	1.94	306	73	1	6	136	90	306
	Grand Total	399	556	376	3.20	1331	365	19	33	427	487	1331



Campus Chief

The analysis of the table based on gender and program reveals clear patterns in student distribution across Bachelor and Master levels at Nuwakot Adarsha Multiple Campus. At the Bachelor level, out of a total of 1025 students, female students (407) represent the largest group, followed by male students (322) and others (296). This indicates that female participation is strong and even slightly dominant at the undergraduate level, while the presence of "others" is also notably high, showing a relatively inclusive gender composition.

At the Master level, the total number of students drops significantly to 306, but the trend of female dominance becomes even more pronounced. Female students (149) account for nearly half of the total enrollment, whereas male students (77) represent a much smaller proportion, and others (80) remain a considerable group. This suggests that not only do female students participate actively at the Bachelor level, but a significant proportion of them continue into higher education.

Overall, when both levels are combined, female students (556) form the largest gender group in the campus, followed by others (376) and male students (399). The Gender Parity Index (GPI) values—1.26 at the Bachelor level and 1.94 at the Master level—further confirm that females are more represented than males, especially in postgraduate programs. In conclusion, the campus demonstrates a positive trend toward female inclusion and participation in both programs, with an even stronger presence at the Master level, although the overall enrollment decreases sharply from Bachelor to Master, indicating potential challenges in student progression to higher studies.

6. Total no of students by Program, ethnicity and gender



[Handwritten Signature]
Campus Chief

programs like BBS and B.Ed, Janajati students have a visible presence, but Dalit and Madhesi participation is minimal or nearly absent. This trend continues at the Master level, where ethnic diversity further narrows, and marginalized groups are scarcely represented. Gender-wise within ethnic groups, both male and female students are present in the "Others" and Janajati categories, but the already small numbers of Dalit and Madhesi students show very limited gender distribution as well. Overall, the analysis indicates that while the campus demonstrates strong female participation across most programs and levels, there is a clear imbalance in ethnic representation, with dominance of "Others" and relatively better inclusion of Janajati students, but significant underrepresentation of Dalit and Madhesi communities. This suggests the need for targeted inclusion policies, scholarships, and outreach programs to ensure equitable access to higher education across all ethnic groups, particularly in specific programs where disparities are more pronounced.



[Signature]
Campus Chief

7. Total no of students by Province, ethnicity and gender



Nuwakot Adarsha Multiple Campus

Bidur - 4 Battar, Nuwakot
Student Demographic Profile

S.N	Level	Program	Province										Total
			Koshi Pradesh	Madhesh Pradesh	Bagmati Pradesh	Gandaki Pradesh	Lumbini Pradesh	Karnali Pradesh	Sudurpashchim Pradesh	Unknown			
		B.ED	0	1	142	2	1	3	0	0	0	118	267
		BA	1	2	20	0	0	1	0	0	0	59	83
1	Bachelor	BBS	4	2	298	2	1	0	0	0	332	639	
		BBS (Eng)	0	0	0	0	0	0	0	0	9	9	
		BSW	0	0	3	0	0	0	0	0	24	27	
2	Master	M.ED	2	1	88	0	2	3	0	0	24	120	
		MBS	0	0	115	0	0	0	0	1	70	186	
Grand Total:			7	6	666	4	4	7	1	1	636	1331	



[Signature]
Campus Chief

8. Total no of students by Faculty, level, Program and Local Level/Municipality



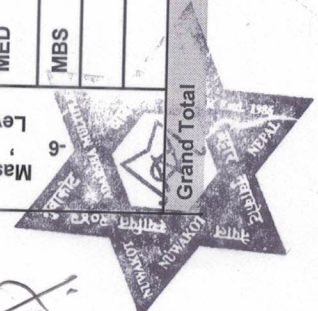
Nuwakot Adarsha Multiple Campus

Bidur - 4 Battar, Nuwakot
Student Gender Ethnicity Summary By Faculty Report

S.N.	Faculty	Gender					Ethnicity					
		Male	Female	Others	GPI	Total	Janajati	Madhesi	Dalits	Bhrajmin/Chhetri	Others	Total
1	Education	89	205	93	2.30	387	114	6	17	142	108	387
2	Humanities	45	26	39	0.58	110	26	1	2	28	53	110
3	Management	265	325	244	1.23	834	225	12	14	257	326	834
Grand Total		399	556	376	4.11	1331	365	19	33	427	487	1331

9. Total no of graduated Students by Faculty, program, gender and Caste Ethnicity

Level	Program Name (e.g B.Ed.)	Graduate Students				
		TOTAL	GIRLS	EDJ*	Dalits	Madhesi
Bachelor's level	BED	8	6	4	0	0
	BBS	13	7	7	0	0
	BA	1	0	0	0	0
Master's Level	MED	9	8	3	0	0
	MBS	7	1	3	0	0
Grand Total		38	21	17	0	0



[Signature]
Campus Chief

10. Student Pass Rates (%) by level, Faculty and Gender


Student Pass Rates (%) in Bachelor Level

Year/Faculty	BA			BBS			B.Ed					
	Total Students	Exam Appered	No.of pass	Pass Percent	Total Students	Exam Appered	No.of pass	pass Percent	Total Students	Exam Appered	No.of pass	Pass Percent
2079	52	52	12	23.08	401	397	233	58.69	227	227	46	20.3
2080	55	55	31	56.36	421	421	126	29.93	209	209	51	24.4
2081	46	46	17	36.96	545	402	189	47.01	195	159	54	34
2082	52	52	20	38.46	509	496	271	54.64	205	175	69	39.4

Student Pass Rates (%) by in Master level

Year/Faculty	MBS			MED			
	Total Students	Exam Appered	No.of pass	Total Students	Exam Appered	No.of pass	Pass Percent
2079	219	219	78	105	105	30	28.57
2080	293	293	102	131	131	33	25.19
2081	236	236	145	93	93	23	24.73
2082	120	120	83	57	57	13	22.81


(Signature)
Campus Chief



11. Teachers and Staff Detail information by Name, position, Qualification, Job Type, and Appointment details.

**Nuwakot Adarsha Multiple Campus Bidur-4, Battar, Nuwakot
Teachers Details**

S.N	Name	Designation	Gender	Qualification	Type of Service	Teaching Subject	Faculty
1	Gobinda Prasad Limbu	Campus Chief	Male	Master, Mphil	Lecturer Permanent	English	Education
2	Nawaraj Adhikari	Faculty Chief Humanities	Male	Master	Lecturer Permanent	Nepali	Humanities
3	Saroj Bogati	Faculty Chief Education	Male	M.Phil, Med	Lecturer Permanent	English	Education
4	Paban Raj Khadka	Faculty Chief management	Male	Master	Lecturer Permanent	Account	Management
5	Thakur Prasad Pudasaini	Associate Professor	Male	Master	Asso. Prof. Permanent	Economic	Humanities
6	Narayan Man Dangol	Associate Professor	Male	Master	Asso. Prof. Permanent	EPM	Education
7	Sukuman Dangol	Associate Professor	Male	M.Phil. Med, MA	Asso. Prof. Permanent	Population	Education
8	Shyam Prasad Pandey	Lecturer	Male	Master	Lecturer Permanent	Nepali	Education



[Signature]
Campus Chief

2. Staff Detail

S.N	Name	Designation	Type of Service
1	Devendra Bahadur Shrestha	Head Assistant	Permanent
2	Rameswor Aryan	Assistant Administrative	Permanent
3	Bishnu Prasad Chalise	Accountant	Permanent
4	Sita Guruwacharya	Library Assistant	Permanent
5	Sunil Dhakal	Assistant account	Permanent
6	Sanjila Adhikari	Assistant Administrative	Permanent
7	Sita Kumari Shrestha	Office Assistant 2nd	Permanent
8	Bhagirathi Khanal	Office Assistant	Temporary
9	Shushila Kamar	Office Assistant	Temporary
10	Jamuna Pandey	Office Assistant	Temporary
11	Bhuntimaya Mijar	Office Assistant	Temporary
12	Gopal Prasad gajurel	Guard	Temporary
13	Bishnu Sadaula	Guard	Temporary

12. Total no of Teachers and Staff by ethnicity and gender





Nuwakot Adarsha Multiple Campus Bidur - 4 Battar, Nuwakot

Principal

Details of Faculty Member

S.N.	Designation of Faculties	No. of Faculties by Nature / Type					
		Full Time			Part Time		
		M	F	M	F	F	
1	Account Officer	0	0	1	0	0	
2	Accountant	1	0	1	0	0	
3	Assistant Lecturer	4	0	16	0	5	
4	Associate Professor	1	0	3	0	0	
5	Bisayagat Karar Employee	0	0	3	0	0	
6	Bisayagat Karar Snatak	0	0	1	0	0	
7	Campus Chief	0	0	2	0	0	
8	Full Timer Employee	0	0	3	0	0	
9	Head Assistant	0	0	1	0	0	
10	Helping Staffs	0	1	1	1	2	
11	IT Officer	0	0	1	0	0	
12	Karar Employee	2	0	7	0	6	
13	Lecturer	6	0	3	0	1	
14	Security Guard	0	0	1	0	0	

Campus Chief

13. Total no of Teachers and Staff by position, Job Type and gender




Nuwakot Adarsha Multiple Campus

Bidur - 4 Battar, Nuwakot

Teaching and Non-teaching Staff Report of 2082/2083

S.N.	Staff Type	Designation	Temporary															Permanent															Grand Total														
			Janajati					Madhesi			Dalits			Bhrajmin/Chhetri			Others			Janajati			Madhesi			Dalits			Bhrajmin/Chhetri			Others															
			F	M	T	F	M	T	F	M	T	F	M	T	F	M	T	F	M	T	F	M	T	F	M	T	F	M	T	F	M	T	F	M	T												
1	Academic		0	0	0	0	0	0	0	0	0	0	0	0	0	0	0	0	0	0	0	0	0	0	0	0	0	0	0	0	0	0	0	0	0	0	0	0	0	0	0	1	0	0			
2	Academic	Assistant Lecturer	0	0	0	0	0	0	0	0	0	0	0	0	0	0	0	0	0	0	0	0	0	0	0	0	0	0	0	0	0	0	0	0	0	0	0	0	0	0	0	3	4	0			
3	Academic	Associate Professor	0	0	0	0	0	0	0	0	0	0	0	0	0	0	0	0	0	0	0	0	0	0	0	0	0	0	0	0	0	0	0	0	0	0	0	0	0	0	0	3	0	0			
4	Academic	Campus Chief	0	0	0	0	0	0	0	0	0	0	0	0	0	0	0	0	0	0	0	0	0	0	0	0	0	0	0	0	0	0	0	0	0	0	0	0	0	0	0	0	0	0	0	0	0
5	Academic	Karar Employee	0	0	0	0	0	0	0	0	0	0	0	0	0	0	0	0	0	0	0	0	0	0	0	0	0	0	0	0	0	0	0	0	0	0	0	0	0	0	0	0	0	0	0	0	0
6	Academic	Lecturer	0	0	0	0	0	0	0	0	0	0	0	0	0	0	0	0	0	0	0	0	0	0	0	0	0	0	0	0	0	0	0	0	0	0	0	0	0	0	0	0	0	0	0	0	0
Total			0	0	0	0	0	0	0	0	0	0	0	0	0	0	0	0	0	0	0	0	0	0	0	0	0	0	0	0	0	0	0	0	0	0	0	0	0	0	0	0	0	0	11	13	0



Campus Chief



Nuwakot Adarsha Multiple Campus


Bidur - 4 Battar, Nuwakot

Teaching and Non-teaching Staff Report of 2082/2083

S.N.	Staff Type	Designation	Temporary												Permanent												Grand Total																				
			Janajati			Madhesi			Dalits			Bhrajmin/Chhetri			Others			Janajati			Madhesi			Dalits			Bhrajmin/Chhetri			Others																	
			F	M	T	F	M	T	F	M	T	F	M	T	F	M	T	F	M	T	F	M	T	F	M	T	F	M	T	F	M	T															
1	Administrative	Accountant	0	0	0	0	0	0	0	0	0	0	0	0	0	0	0	0	0	0	0	0	0	0	0	0	0	0	0	0	0	0	0	0	0	0	0	0	0	0	0	0	0	0			
2	Administrative	Helping Staffs	0	0	0	0	0	0	0	0	0	0	2	0	2	0	0	0	0	0	0	0	0	0	0	0	0	0	0	0	0	0	0	0	0	0	0	0	0	0	0	0	0	0	0	0	0
3	Administrative	IT Officer	0	0	0	0	0	0	0	0	0	0	0	0	0	0	0	0	0	0	0	0	0	0	0	0	0	0	0	0	0	0	0	0	0	0	0	0	0	0	0	0	0	0	0	0	0
4	Administrative	Security Guard	0	0	0	0	0	0	0	0	0	0	0	0	0	0	0	0	0	0	0	0	0	0	0	0	0	0	0	0	0	0	0	0	0	0	0	0	0	0	0	0	0	0	0	0	0
Total			0	0	0	0	0	0	0	0	0	0	2	2	4	0	0	0	0	0	0	0	0	0	0	0	0	0	0	0	0	0	0	0	0	0	0	0	0	0	0	0	0	0	0	0	0

The teaching and non-teaching staff report of Nuwakot Adarsha Multiple Campus presents a clear picture of disparities when analyzed by ethnicity, gender, and staff level (temporary vs. permanent). Overall, the total number of staff is 27, with a much higher concentration in permanent positions compared to temporary ones. In terms of ethnicity, Brahmin/Chhetri groups dominate overwhelmingly, especially in permanent academic positions such as Assistant Lecturer, Lecturer, and Associate Professor. There is very limited representation of Janajati staff, and almost no presence of Madhesi and Dalit staff across both temporary and permanent categories, indicating a significant lack of ethnic diversity within the institution's staffing structure.

From a gender perspective, the data shows a strong dominance of male staff, particularly in permanent academic roles, while female participation is extremely low or nearly absent across most categories. Even where female staff are present, their numbers are minimal compared to their male counterparts, suggesting gender imbalance in staffing. At the level-wise comparison,




Campus Chief

temporary staff positions are very few and also dominated by Brahmin/Chhetri males, whereas permanent positions not only have higher numbers but also reflect the same pattern of ethnic and gender dominance.



In conclusion, the campus staffing structure reveals a clear imbalance in both ethnicity and gender, with strong concentration of Brahmin/Chhetri male staff in permanent academic roles and very limited inclusion of women and marginalized ethnic groups such as Dalit and Madhesi. This highlights the need for more inclusive recruitment policies and affirmative measures to ensure equitable representation across all levels of staffing.

14. Campus enrollment summary report by Level, Faculty, Program, Gender and caste ethnicity



Nuwakot Adarsha Multiple Campus
Bidur - 4 Battar, Nuwakot
Student Demographic Profile

S.N	Level	Program	Province										Total
			Koshi Pradesh	Madhesh Pradesh	Bagmati Pradesh	Gandaki Pradesh	Lumbini Pradesh	Karnali Pradesh	Sudurpashchim Pradesh	Unknown			
		B.ED	0	1	142	2	1	3	0	0	118	267	
		BA	1	2	20	0	0	1	0	0	59	83	
1	Bachelor	BBS	4	2	298	2	1	0	0	0	332	639	
		BBS (Eng)	0	0	0	0	0	0	0	0	9	9	
		BSW	0	0	3	0	0	0	0	0	24	27	
2	Master	M.ED	2	1	88	0	2	3	0	0	24	120	
		MBS	0	0	115	0	0	0	0	1	70	186	
		Grand Total:	7	6	666	4	4	7	1	1	636	1331	

Campus Chief

15. Total no of Dropout students by gender, program.



Nuwakot Adarsha Multiple Campus

Bidur - 4 Battar, Nuwakot
Student Ethnicity Wise Report



S.N.	Level	Program	Academic Year	Class	Section	Janajati	Madhesi	Dalit	EDJ	Others	Total
1	Bachelor	B.ED	2079			20	0	1	0	10	31
2	Bachelor	BA	2079			11	0	0	0	4	15
3	Bachelor	BBS	2079			39	2	2	0	41	84
4	Master	M.ED	2079			5	0	0	0	18	23
5	Master	MBS	2079			4	1	0	0	9	14
Total						79	3	3	0	82	167
Total Student						79	3	3	0	82	167

The dropout data of Nuwakot Adarsha Multiple Campus in 2079 shows a total of 167 students leaving their studies, with the majority from the Bachelor level (130) compared to only 37 from the Master level. Among the programs, BBS has the highest dropout (84 students), while MBS has the lowest (14). Ethnicity-wise, most dropouts are from Others (82) and Janajati (79), whereas Madhesi and Dalit have very few (3 each) and no dropout is recorded in EDJ. Overall, dropout is more common in Bachelor programs, especially in BBS, and is concentrated mainly among Others and Janajati groups.



[Signature]
Campus Chief

16. Total no of students by gender, ethnicity and District

Nuwakot Adarsha Multiple Campus
Bidur - 4 Battar, Nuwakot

Student Demographic Profile by District

S.N	Level	District	Gender			Ethnicity					Total	
			Male	Female	Others	Janajati	Madhesi	Dalits	Bhrajmin/Chhetri	Others		
1	Bachelor	Bardiya	1	0	0	0	0	0	0	1	0	1
2	Bachelor	Chitwan	1	0	0	0	1	0	0	0	0	1
3	Bachelor	Dhading	2	4	0	0	4	0	0	2	0	6
4	Bachelor	Gorkha	4	0	0	0	0	4	0	0	0	4
5	Bachelor	Gulmi	0	1	0	0	0	0	0	1	0	1
6	Bachelor	Jajarkot	1	0	0	0	1	0	0	0	0	1
7	Bachelor	Kalikot	1	1	0	0	0	0	0	1	1	2
8	Bachelor	Kathmandu	0	1	0	0	0	0	0	1	0	1
9	Bachelor	Khotang	0	1	0	0	1	0	0	0	0	1
10	Bachelor	Morang	1	0	0	0	0	0	0	1	0	1
11	Bachelor	Nuwakot	166	242	38	169	7	19	191	60	446	
12	Bachelor	Okhaldhunga	0	1	0	0	0	0	1	0	1	
13	Bachelor	Parsa	1	1	0	1	1	0	0	0	2	
14	Bachelor	Rasuwa	3	6	0	9	0	0	0	0	9	
15	Bachelor	Sarlahi	1	1	0	0	1	0	0	1	2	
16	Bachelor	Siraha	1	0	0	0	1	0	0	0	1	
17	Bachelor	Sunsari	2	0	0	1	1	0	0	0	2	
18	Bachelor	Unknown	136	148	258	105	3	8	92	334	542	
19	Bachelor	Western Rukum	1	0	0	0	0	0	0	1	1	
20	Master	Baitadi	0	1	0	1	0	0	0	0	1	
21	Master	Bara	1	0	0	0	1	0	0	0	1	

Campus Chief

